

Chapter 1: Books and Literature

This is the place to start if you want to be sure of getting the right parts for your bike. The most common reasons why customers receive wrong parts or parts which don't fit are either because they don't have the bike they think they have or the previous owners have fitted incorrect parts. Classic bikes were generally titled the year they were sold, not the year in which they were made. For example if you have a 1968 T120 Triumph which was titled as a 1969, virtually none of the fasteners in the 1969 T120 parts book will fit it. Bear in mind also that the vehicle model years (similar to today) ran from August to July, not January to December. A bike manufactured in November 1971 will be a 1972 model so don't try to order parts from a 1971 parts book.

We are North American representatives for the BRUCE MAIN-SMITH from which we can supply copies of a vast range of Parts Books, Workshop Manuals, Handbooks and Annual Sales Brochures. You can download their catalogue from our home page.

The tables below set out the literature we carry for the most common bikes. If you need something not listed here, please contact us with your engine and frame numbers and we will be pleased to help.

HAYNES Manuals and other interesting literature follow, together with DVD's which contain vast amounts of information.

AJS

Engine and frame numbers did not match so you are best to join the owners' club as they have a dating service to verify the originality of your bike. Before 1960 (as with Matchless) the first two numbers of the engine number were the year of the bike followed by numbers and letters to identify the model. For example a bike with the engine number starting 52/18S would be a 1952 500cc single model 18 with rear suspension (S). From 1964 most AJS models had matching numbers but these bikes are very rare in North America (apart from the later 2 stroke motocross bikes) where they were not marketed.

Please note that AJS and Matchless handbooks are almost complete workshop manuals in themselves, issued in the days before "Motorcycle Service" when it was expected that owners would their own servicing!

Model	Parts Book	Shop Manual	Handbook
16 & 18 (350/500 single)		See comment below*	
1949	WOLLMAN/202	“	VOLVO/1800
1950	UKERT/331	“	KLINGER/624
1951	VULCAN/151	“	ARSENAL/1099
1952	TYCHO/332	“	LISTER/1585
1953	VELA/327	“	WEST/940
1954	VENUS/317	“	MATILDA/1000
1955	KRELL/505	“	XENON/381
1956	TITAN/339	“	TREVOR/937
1957	VOLANS/167	“	CONKER/310

* There is a BMS 1940-56 Matchless Singles book which is suitable for these bikes and which for copyright reasons we are not allowed to sell – contact us and we will tell you how to get one

Model	Parts Book	Shop Manual	Handbook
20, 20B & 30 (500/550/600 Twins)		N/A But please see comments above re handbooks	
1950	THOTH/256	“	DELTA/1411
1951	BURRAGE/671	“	SCORPIUS/226
1952	VESTA/279	“	SATURN/228
1953	URANUS/280	“	“
1954	TAU/278	“	THAMESIDE/916
1955	ZAGUT/137	“	ENNETT/927
1954/5 20B (Supplement G9B)	WRML004	“	“
1956	ZORA/281	“	CHRISTABEL/1138
1957	WEISS/255	TELSTAR/975	FRANCE/2191

Model	Parts Book	Shop Manual	Handbook
16, 18, 20, 30 & 31 (350/500/600 Singles & 500/600/650 Twins) <i>Not 250/350 Lightweights</i>		N/A But please see comments above re handbooks	
1958	MELINDA/489	TELSTAR/975	COLVER/670
1959	TERRA/379	“	SKODA/1735
1959 18TCS (supplement)	WRML007	“	“
1960-61	PEGASUS/216	“	BORDA/116
1960 18TCS	WRML006	“	“
1962*	RALLY/1685	“	LENOX/1576
1963-64	ARTHUR/993	“	“

For 1965-67 Models see Norton section below.

*Supplement to 1960-61 book.

BSA

From the middle of the 1966 Model year, engine and frame numbers were the same. For earlier bikes you are best advised to join the UK section of the BSA Owners' club and use their dating service to verify that your machine is original. All A50 and A65 frames were stamped "A50" up to mid 1966. In general terms, later models are quite easy to identify by a letter (or lack thereof) in the engine number. For example numbers A65S would be 1966, A65SA 1967, A65SB 1968. From 1969 onwards they stamped month and year codes (the second letter indicating the model year) followed by the serial number with the model designation at the end. Second letter "C" if for 1969, "D" for 1970, "E" for 1971 and "G" for 1972. An example might be XD*****A65L – which would be a 1970 650 Lightning.

Model	Parts Book	Shop Manual	Handbook
B25 (250 Singles)			
1967	CATWEAZLE/881	ALTON/2379	GORKY/588
1968	00-5138C	“	“
1969	00-5197C	00-4176	DARIUS/595
1970	00-5709C	“	“
1971	00-5720C	OLIVES/2268	BORLEY/2523

Model	Parts Book	Shop Manual	Handbook
B40 (350 Single)			
1965-66	SYBIL/1027	WINGS/184	COSMOS/334

Model	Parts Book	Shop Manual	Handbook
B44 VE (441cc High Pipe Single)			
1966	00-5127C	ALTON/2379	CLUN/877
1967	00-5132C	“	GORKY/588

Model	Parts Book	Shop Manual	Handbook
B44 VS (441cc High Pipe Single)			
1968	00-5142C	ALTON/2379	GORKY/588
1969	00-5146C	00-4176	DARIUS/595
1970	00-5708C	“	“

Model	Parts Book	Shop Manual	Handbook
B44R & SS (441cc Low Pipe Single)			
1967	00-5134C	ALTON/2379	GORKY/588
1968	00-5139C	“	“
1969	00-5706C	00-4176	DARIUS/595
1970	00-5712C	“	“

Model	Parts Book	Shop Manual	Handbook
M20 (500cc Single, also suits WD models)			
1940	BOFORS/581	FLANDERS/1474	ITHICA/170

Model	Parts Book	Shop Manual	Handbook
B31 & B33 (350/500 Singles)			
1949-53	WIDGET/705	AVERY/1124	DRAPER/1151
1954-55	NICHOLSON/707	META/206	“
1956-57	“	“	GRAIN/2984
1958-60	PIPPIN/616	“	“

Model	Parts Book	Shop Manual	Handbook
DBD34 Gold Star (500cc Single)			
1956-63	VANHOUSE/1105	PERRIGO/1150	WORTH/1816

Also see “The Gold Star Book” in the following section.

Model	Parts Book	Shop Manual	Handbook
B50 (500cc Single)			
1971	00-5721C	OLIVES/2268	BORLEY/2523
1972	00-5732C	“	“
1973 (MX)	18-B50/73	“	ALAMOS/1332

Model	Parts Book	Shop Manual	Handbook
A7/A10 (500/650 Twins)			
1949-53	HOPWOOD/1172	ZIP/474	
1954-57	VANESSA/143	PEACOCK/921	HOOTER/592
1958-61	COPRA/336	SEE HAYNES	ZARBUCK/400
1960-62	SANGSTER/686	“	“

Model	Parts Book	Shop Manual	Handbook
A75 (750cc 3 Cylinder “Rocket Three)			
1969	00-5141C	00-4191C	FRAMPTON/2928
1970	00-5710C	“	“
1971-72	00-5731C	“	FLORE/2922

Model	Parts Book	Shop Manual	Handbook
A50/A65 (500/650 Twins)			
1962-63	RIST/850	WESTFIELD/2359	SOLARIS/506
1964-65	00-5118C	“	KRATCH/583
1966	00-5126C	00714	WISLEY/861
1967	00-5129C	“	BLENHIEM/862
1968	00-5137C	“	ARCHER/869
1969	00-5145C	07174	ROLF/406
1970	00-5707C	“	“
1971	00-5722C	00-4189C	BROMLEY/2554
1972	00-5733C	“	“

Matchless

Please see the comments in the AJS section above – these also apply to Matchless. (for G15 & P11 models please see NORTON section below)

Model	Parts Book	Shop Manual	Handbook
G3 & G80 (350/500 Singles)		See comment below*	
1949	ONYX/1067	“	KARMA/490
1950	WINSTON/1070	“	DEWSBURY/2777
1951	BRUCE/1048	“	TYPHOON/2347
1952	VINEY/1015	“	AGNES/1052
1953	MARGO/1013	“	CEDRIC/313
1954	AGATHA/1011	“	HERSCHEL/165
1955	PSYCHE/380	“	LINCOLN/1583
1956	ZEUS/383	“	ASTRA/1251
1957	ATLANTIS/491	TELSTAR/975	ZONK/398

* there is a BMS 1940-56 Matchless Singles book which is suitable for these bikes and which for copyright reasons we are not allowed to sell – contact us and we will tell you how to get one

Model	Parts Book	Shop Manual	Handbook
G9, G9B, G11 (500/550/600 Twins)		Not available but please see comments Re Handbooks in AJS Section Above.	
1950	RITSON/939	“	DIANA/1417
1951	DENZEL/1413	“	“
1952	JUKE/615	“	SATURN/228
1953	BERYL/1065	“	ERSKINE/1460
1954	OCTANS/201	“	DETLING/2776
1955	TARGO/613	“	KEETON/1558
1954-55 G9B Supplement	WRML004	“	“
1956	ZIPPY/917	“	ZEUS/383
1957	MEW/492	TELSTAR/975	MAELZEL/486

Model	Parts Book	Shop Manual	Handbook
G3, G80, G9, G11, G12 (350/500/600 Singles & 500/600/650 Twins)			
1958	IO/168	TELSTAR/975	READ/1688
1958 G12 Supplement	WRML003	“	“
1959	HULDA/153	“	“
1959 TCS Supplement	WRML005	“	“
1958 Competetion Parts Supplement	WRML008	“	“

Note - 1958 G80CS not covered well in IO/168 –better to use the 1959 parts book for this model

- 1958 G12 was a G11 longer stroke and special pistons – all other parts as per 1958 G11

This model easily identified by 7 fin G11 barrels. Later G12's all had 8 fins

Model	Parts Book	Shop Manual	Handbook
G3, G80, G9, G12 (350/500 Singles & 500/650 Twins)			
1960-61	NOVA/204	TELSTAR/975	READ/1688
1960 TCS Supplement	WRML006	“	
1962 Supplement to 1960-61 Book	RAGLAN/1684	“	BAINES/1265
1963-66	ARTHUR/993	“	“
1965-69 Supplement to 1963-64 book	CL53/S	“	“

Model	Parts Book	Shop Manual	Handbook
G85CS (500 Single)			
1966-69	POPPY/1855		PIONEER/1851

Note – PIONEER/1851 is a copy of the original handbook supplied with 1966-69 G80CS, G85CS & P11 Models – it is very detailed, almost a workshop manual.

Norton

Pretty well all models had matching engine and frame numbers and the following is only a rough guide to the model year starting numbers. Customers are advised to contact the UK section of the Owners' club to be sure about their particular machine.

107900 (1964), 112000 (1965), 115871 (1966), 119760 (1967), 124370 (1968), 130021 (1969), 134700 (1970). Key numbers to watch for are 200000 first 750 Commando 1972, 300000 first 850 Commando 1973 & 325001 first Mk3 (1975).

Norton changed their part numbering system twice since the second world war. Putting the parts book numbers into our system will usually find the later cross referenced number. Contact us if the number you input doesn't come up. For numbers starting "NM", key them in without the "NM" pre-fix.

Model	Parts Book	Shop Manual	Handbook
Dominator Twins (500/600cc)			
1949-50	ATREUS/270	“	OKEN/304
1955	GILBERT/730	“	ANTAR/260
1956	ASKALON/259	“	LEXELL/177
1957	AMOR/251	“	HOWARD/854
1959-60	MONICA/1026	CANDOR/118	RYLAND/959

Model	Parts Book	Shop Manual	Handbook
All Singles & Twins (not lightweights)			
1961-62	CITADEL/1066	PEEL/1663	GILDA/1498

Model	Parts Book	Shop Manual	Handbook
Atlas Scrambler, Altas, 650ss, G/N15, 33 & P11			
1963-68	99-9991C	PEEL/1663	“

Model	Parts Book	Shop Manual	Handbook
400cc Electra			
1963-64	ZENTA/464	ZENTA/464	“

Note - this book contains the full factory shop manual and the illustrated parts book

Model	Parts Book	Shop Manual	Handbook
Commando 750			
1968-70 Genuine	06-3065	06-3062	06-7304
1968-70	06-3065C	“	BEAN/1276
1970	As Above	“	06-7305
1971 Copy	06-8200C	06-5146	06-3852
1972 Genuine	06-3402	“	“
1972 Copy	06-3402C	“	“

Model	Parts Book	Shop Manual	Handbook
Commando 750 & 850			
1973 Genuine	06-5034	06-5146	06-3852
1973 Copy	06-5034C	06-5146C	“

Model	Parts Book	Shop Manual	Handbook
Commando 850 Supplement - to used with 1973 book			
1974 Genuine	06-5988	06-5146	06-5321
1974 Copy	06-5988C	06-5146C	“

Model	Parts Book	Shop Manual	Handbook
Commando 850 Mk3 - Electric Start			
1975 Genuine	00715	00-4224	06-6240
1975 Copy	00715C	“	“

Royal Enfield

Note – for Bullet singles see DVD Section

Model	Parts Book	Shop Manual	Handbook
Constellation 692cc			
1958-59	AURORA/797	LAMBERT/1570	BEKKA/1282
1960	SYLVIUS/412	BURNLEY/2578	“
1961	JEEVES/666	“	“

Model	Parts Book	Shop Manual	Handbook
Interceptor 750cc			
1963	SWANAGE/658	BURNLEY/2578	“
1967	STAFFS/911	BILTON/2495	
1968	RE-14	“	
1969-70	RE-12	DIRECT/1418	GRADE/2208

Triumph

Post second world war bikes had matching engine and frame numbers. During the 1969 model year the BSA two letter month and year of manufacture coding system was introduced as described in the BSA section above. The second letter at the start of the serial number identifies the model year of the bike, as follows: 1969 “C”; 1970 “D”; 1971 “E”; 1972 “G”; 1973 “H”; 1974 “J”; 1975 “K”; 1976 “N”; 1977 “P”; 1978 “X”.

The following table sets out the starting model year serial numbers for earlier 500 & 650 twins.

Year	500	650
1966	H40528	DU24875
1967	H49833	DU44394
1968	H57083	DU66246
1969	H65573	DU85904

Triumph changed their part numbering system from 1972 to conform to a XX-XXXX, two digit – four digit format. You need to convert the old numbers to the new format in order to search for them.

Pre-fixes changed as follows:

“D” converts to 60-

“F” converts to 82-

“S” converts to 21-

“W” converts to 37-

“E” converts to 70-

“H” converts to 97-

“T” converts to 57-

If the old number has less than 4 digits after the letter you put zero's in front to make it 4 digits. If the old number has 5 digits you use the first number to increase the number before the dash.

Examples:

E6357 becomes 70-6357

T57 becomes 57-0057

F12800 becomes 83-2800

Model	Parts Book	Shop Manual	Handbook
T20 200cc Tiger Cub			
1953-55	LETTICE/355	ICARUS/166	
1956	BLODWEN/871	“	
1957	LIZA/356	“	
1958	18-CUB/58	“	
1959	CHARLES/842	“	
1960	LUCIUS/357	“	
1962	MADOC/358	“	
1964	PEPLOW/872	“	WITTEKIND/2366
1965	DICKIE/879	“	“
1965-66 T20SM & T20SH models only	MAXWELL/1845	“	“
1966 on T20M	99066C	“	

Model	Parts Book	Shop Manual	Handbook
Bantam/ Super Cub			
1966	CONFUCIUS/178	ICARUS/166	
1967	MALCOLM/846	“	

Model	Parts Book	Shop Manual	Handbook
250cc Singles			
1968	99-0870C	“	“
1969	99-0871C	99-0921	VIDA/130
1970	99-0906C	“	“
1971	99-0929C	OLIVES/2268	CAFFILA/241

Model	Parts Book	Shop Manual	Handbook
Pre-Unit Twins			
1946	CLARION/314	99-0836 (GENUINE)	FINEDON/2897
1947-48	LITTROW/175	“	
	FERGUS/599	“	
1950	COMUS/352	“	
1951	DODO/796	“	CERES/125
1952	JUNO/173	“	LEE/180
1953	SHILTON/795	“	
1954	WELTON/794	“	
1955	DUDLEY/793	99-0837 (GENUINE)	
1956	PLEIADES/221	“	
1957	ISAAC/792	“	
1958	PLATO/220	“	
1959	VROOM/704C	“	
1960-62	99-0819C		
TRW (War Dept. Specs) 1955-62	BRASSHAT/946	JRP015/016	MATRA/1606

Note – Genuine Workshop manual JRP015/016 also contains the parts book

Model	Parts Book	Shop Manual	Handbook
T100 (Unit Construction Twins)			
1959	JESTER/597	STATIC/1746	
1960	JINTY/392	“	BOWMAN/868
1961-63	QUIGGLY/582	99-0843/8C	FEARON/922
1964	CECIL/726	“	BARBY/2453
1965	TYRELL/1143	“	“
1966	99-0830C	“	CLARENCE/853
1967	99-0831C	“	“
1968	99-0832C	“	EDWARD/674
1969	99-9910C	“	CROXTON/2742
1970 UK/Gen Export*	99-0902C	“	MERIDEN/673
1970 USA (T100R & C)*	99-0902USC	“	CUTHILL/2750
1971	99-0934C	“	JESSE/389
1972	99-0954C	“	SHERWOOD/1016
1973	99-0981C	“	ROBERT/1155

* Note – 1970 T100 models can be confusing. There a lot of UK and General Export T100S models in Canada – easy to identify by 18” front wheel)

Model	Parts Book	Shop Manual	Handbook
TR5T (Trophy Trail)			
1973	99-0973C	ALVA/2392	SIMON/844
1974	TR5T/74	“	LEONARD/1012

Model	Parts Book	Shop Manual	Handbook
T120/TR6 (Unit Construction)			
1963 (Not Illustrated)	JEZEBEL/521	99-0883C	RANDOLPH/870
1964 (UK)	EMERALD/729	“	“
1964 (USA)	99-0821C	“	BANGOR/2448
1965 (USA)	99-0822C	“	“
1966	99-0823C	“	“
1967	99-0824C	“	ALLESLEY/675
1968	99-0880C	“	FRIMLEY/676
1969	99-0882C	“	BANBURY/2447
1970	99-0903C	“	VICTOR/1796
1971	99-0932C	99-0947C	ASTER/1249
1972	99-0953C	“	OSMOND/1025

Model	Parts Book	Shop Manual	Handbook
T140/TR7			
1973	99-0980C	99-0983C	BUFFALO/1322
1974	99-2251C	“	GRIFFON/1338
1976-77	99-2257C	“	NANCY/1010
1977 Silver Jubilee Supplement	JRP022	“	“
1978	99-7003C	“	SIBLEY/1726

Model	Parts Book	Shop Manual	Handbook
T150			
1969	99-0866C	97-29096	START/1745
1970	99-0904C	“	UPHILL/915
1971	99-0943C	“	ASTER/1249
1972	99-0955C	“	ROBIN/1014
1973 Early Models (Drum front brake)	99-0972C	“	“
1973 Late Models (Disc front brake)	99-0982C	“	CROYDON/2743
1974-75	00-5738C	“	NORTH/943

Model	Parts Book	Shop Manual	Handbook
T160			
1975-76	00-5754C	97-29097	SIGMA/759

Velocette

Model	Parts Book	Shop Manual	Handbook
Viper, Venom & Thruxton			
1956-70	CENTURIAN/906	HOLDER/903	WILLIS/1125

Vincent

Model	Parts Book	Shop Manual	Handbook
Series B & C Models			
1948-55	VEREKER/907	BAILEY/1264	IRVING/905

Model	Parts Book	Shop Manual	Handbook
Series D Models			
1955 (499 & 998cc)	TED/908	BAILEY/1264	IRVING/905

Triumph Factory Tuning Bulletins

Bulletin No. 2

Pre-Unit 500 & 650 Models (4 pages)

Part no. JRP009

Bulletin for 350/500 Unit Construction models

Complete with Parts List (10 pages)

Part no. JRP007

Bulletin No. 14

Unit Construction 650 Models (4 pages)

Part no. JRP010

Genuine Norton Part Number Conversion Book

From the late 1960's onwards BSA, Norton and Triumph started to rationalize all their part numbers into a two digit-four digit format. This book, originally published by NVT in 1974, details all the conversions and supersessions from the old NM numbers and is essential for any serious Norton enthusiast who is searching for parts.

Part no. 00-5753



Triumph Tuning by Stan Shenton

Originally published in the early 1970's this book details how to get the best performance out unit construction twins and triples. While concentrating mainly on the engines it also contains information on transmissions and handling.

Part no. 99-7079



Paul Dunstall Tuning

This excellent book which details the preparation which went in to the hugely successful Dunstall Domiracers has now been reprinted. A must have for any Norton enthusiast!

Part no. PD001



DVD's / CD ROMS

We have been supplying these CD Roms, put together by Heidelberg Publishing in Australia, for several years now. Heidelberg have been extremely receptive to our comments and suggestions for content revisions and additions relative to the North American Market. The result is that the latest editions are extremely comprehensive. Each Collection contains an encyclopedic quantity of parts books, owner's handbooks, workshop manuals, service notes to dealers and a multitude of other interesting and relevant information. While there is information back as far as before the second world war, we have worked very closely with Heidelberg to make sure that these latest editions contain comprehensive information relative to the machines most commonly found in North America.

BSA

BSA CD Rom (5th edition) Huge volume of parts books, workshop manuals, and service sheets. Covering most models from 1945-1973 with some information on bikes from the 1930's
Part no. BSA-CDROM5



Norton

Not only all the Commando parts books and workshop manuals but also earlier heavyweight twins, light-weights and singles and the Manx. Several riders manuals indicated as are posters, rotary information and factory service sheets.
Part no. NORT-CDROM5




Triumph

Covers almost every model from 1935 to 1985. Over 1GB of material. Numerous parts books, workshop manuals and service sheets
Part no. TRI-CDROM6



Royal Enfield Bullet

By: Pete Snidal Very detailed covers all models up to and including E5.
Part no. RE-CD



Omnibus

The Omnibus Edition has all the items previously available on the AJS/Matchless and Lucas editions together with Vincent, Velocette, Royal Enfield, Girling, Renold and Smiths. Worth the price just for the Lucas 37-57 & 58-62 books which we access every day.
Part no. DVD-OMNIBUS



Haynes Workshop Manuals

- Every book based on a complete teardown and rebuild of the motorcycle
- The very best in wiring diagrams
- Full of quality photos, drawings and diagrams
- World's largest publisher of do-it-yourself manuals
- Good enough for the professional, but designed for the home mechanic

BSA Bantam
Part no. **59-117**

BSA Unit Singles
Part no. **105252**

BSA Pre-Unit Singles
Part no. **105360**

BSA A7/10 1947-62
Part no. **105244**

BSA A50/65 1962-73
Part no. **105251**

Norton 500-750 Twins 1957-68
Part no. **105256**

Norton Commando 1968-77
Part no. **105257**

Triumph Tiger Cub
Part no. **50-414**

Triumph 350/500 Unit Twins
Part no. **105258**

Triumph Pre-Unit Twins 1947-62
Part no. **105243**


Triumph 650/750 Unit Twins
Part no. **105259**

Triumph/BSA Triples 1969-75
Part no. **105261**



Clymer British Workshop Manual

Comprehensive Workshop Manual covering BSA A50/65, Norton 750/850 Commando & Triumph 500, 650 & 750 Unit Construction Twins. 230 pages
Part no. **M330**



Norman Hyde Catalogue

Illustrated catalogue of the special NORMAN HYDE parts, for pre 1984 Triumph Twins & Triples, Quality products to improve performance and reliability. You will note that a lot of HYDE parts are incorporated through out this catalogue.
Part no. **CAT01**



Norvil Catalogue

Original catalogue of NORVIL parts, most of which are still available. A MUST for any Norton Enthusiast.
Part no. **90-101**



Roy Bacon's Restoration Series

Crammed with information, these books contain model photographs, drawings and data, together with tips and advice.

Thoroughly recommended.



AJS & Matchless

All the information needed to tackle any AMC restoration. Rich in anecdotes for the enthusiast. 304 pages, 250 photos.
Part no. **113705**

BSA Twins

For A7, A10, A50 & A65 models. 240 pages, 160 illustrations.
Part no. **110457**

BSA Singles

1945-73 including Goldstar. 320 pages, 250 illustrations, filled with hard to find facts and information.
Part no. **112667**

Norton Twins

All aspects of restoring pre-1973 machines. 240 pages, 162 illustrations
Part no. **111603**

Triumph Twins

All aspects of restoring pre-1973 machines. 240 pages, 162 illustrations.
Part no. **109498**

An Introduction to Classic British Motorcycles

By Michael Partridge An inexpensive 21 page brochure, written for the newcomer to the sport. Provides sound advice on machine strengths, weaknesses and desirability.
Part no. **99-1011**



Lucas Motorcycle Electrical Equipment Service Manual (1960-74)

This book is full of useful information and diagrams to assist the enthusiast. Very well written and easy to follow despite the fact that it is intended for the professional.
Part no. **ZULU/1830**

Lucas

Mag-Dyno & Dynamo Models MO1L, MN2L, E3L, E3LM, E3N Instruction and Overhaul Instruction Book
Part no. **JUNE/1039**

Magneto N1, KN1, K1FR, K2F, KVF Full Overhaul Test and Instruction Book
Part no. **DEREK/1042**

Modern Motorcycle Mechanics

By J.B. Nicholson This 7th edition features 760 pages of valuable, interesting and easy to understand information. With over 300 illustrations the servicing illustrations clearly show what you need to know for adjusting, dismantling and assembling work on servicing operations.
Part no. **214-01**

The Goldstar Book

The original BMS Book. Contains full workshop Manual for all post war Goldstars, Appendix on B31, B33, B32, B34, Rocket Goldstar supplement, Illustrated parts book, engine and frame number chart, performance tables, historical articles and restoration guide.
Part no. **99-GS/BOOK**



Matchless G15/45 Limited Production Export Model

By Mike Partridge & Kevin Archer (Mike will autograph and dedicate if requested). Detailed information about this maligned machine of which only 212 were made and yet over 60 are known to survive.

Part no. 89-4509



Haynes Electrical Techbook

By Tony Trantor. Hardbound, over 600 illustrations. From basic electrical theory to complex electronics systems, this manual meets the needs of the professional and amateur technician. All motorcycle electrical equipment fully explained.

Part no. 105429



Haynes Motorcycle Workshop Manual

Essential information on how to use tools, fabricate components from metal and plastic, and tackle common motorcycle repairs. From setting up your workshop to carrying out repairs and renovation. Step-by-step illustrated procedures.

Part no. 59-3470



Haynes Motorcycle Basics Techbook

The workings of the modern motorcycle and scooter fully explained, from basic principles to current design. All common engine, chassis and electrical systems fully explained. Over 400 illustrations.

Part no. 59-1083



Haynes Motorcycle Fuel Systems Techbook

By John Robinson. All carburetor types, along with fuel injection, from the basic theory to practical tuning. How fuel systems work and are tuned to suit all engine conditions. John Robinson has spent most of his life around bikes: testing, racing and tuning them, talking to people who design and develop them and of course, writing about them.

Part no. 105485




Hughie Hancox Triumph DVD's

We are the North American distributors for Hughie's Triumph Engine Rebuild and Classic Carburation DVD's. Hughie was employed at Meriden as a mechanical engineer from 1953-1973 and had years of first hand experience with Triumph engines and passes on his knowledge of the right way, the wrong way and the Triumph way.

Triumph Unit 650 Rebuild

This DVD follows the total strip and rebuild of a 1970 TR6. It covers the engine and transmission and the information and principles that apply to most 650cc Unit Construction Twins. 2 DVD set - Total running time 3 hours 10 mins.

Part no. 99-CV1



Triumph Pre Unit Rebuild


This DVD covers the total strip and rebuild. It can be used to cover most 500cc and 650cc pre-unit engines 1946- 1962. Total running time 2 hours 45 mins.

Part no. 99-CV2

**Classic Motorcycle Carburation**

A step by step guide to setting and tuning AMAL carburetors as fitted to most post war British four stroke motorcycles. Covers pre-monobloc, monobloc and concentric types. Also includes SU's. Takes some of the mystique out of the process which, when explained, just seems to be common sense. Total running time 44 minutes.

Part no. 99-CV3

**Four Aces Cycle Thread Triumph DVD's**


Comprehensive DVD's from Wes White, Show winning bike builder and acclaimed British motorcycle expert.

English 101

Tuning & Service DVD (for Unit & Pre Unit Triumph & Unit BSA motorcycles).

In this interactive shop manual, watch step by step as Wes White demonstrates everything you need to keep your British bike reliable, on the road and running great. This 4 hour DVD is broken down into easy to follow chapters and is designed to teach you how to maintain your British motorcycle.

Part no. 99-E101

**English 102**

The follow up DVD to the critically acclaimed ENGLISH 101 DVD, it is the next step in your British motorcycle education. Once again hosted by Wes White, the electrical system on your vintage British motorcycle is covered in depth with a concentration on identification of parts, troubleshooting, and tips to wire your bike from scratch. Carburetors, Amal, Mikuni and JRC units, are disassembled and discussed. In depth analysis of rebuilding hydraulic front ends, clutch centre maintenance and cam bush reaming is also included.

Part no. 99-E102

**Triumph Unit Twin Rebuild**


On this comprehensive four hour DVD, show winning and acclaimed British motorcycle expert Wes White teaches engine teardown and step-by-step cleaning, inspection and reassembly in concise, easy-to-follow chapters. Professional mechanics and enthusiasts alike will find Wes's hard-earned shop secrets invaluable.

Part no. 99-E103

**Duke Marketing Limited**

We are pleased to be able to offer the following range of DVD's which we carry as regular stock items. For a complete description of these DVD's and details of the full range of DUKE DVD's, (which we will be pleased to order in for you) please visit www.dukevideousa.com

Isle of Man DVD's



TT 2010 Review
Part no. **DV1673NV**

TT Circuit Guide
Part no. **DV1650NV**

TT Tribute
Part no. **DV1186N**

100 Great TT Moments
Part no. **DV1837NV**

History of the TT 1907-2010
Part no. **DV1759N**

Grand Prix 1956 Ulster & TT
Part no. **DV1318N**

Isle of Man from the Air
Part no. **DV8065NV**

TT on Bike Collection (3 Discs)
Part no. **DV1746NV**

TT Review 2011 (Blue Ray)
Part no. **DV1756**

TT Review 2011 (DVD)
Part no. **DV1758NV**

TT on Bike 2011 (Blue Ray & DVD)
Part no. **DV1792N**

TT Review DVD 2012 (2 Discs)
Part no. **DV1876NV**

TT Review DVD 2013
Part no. **DV1892**

TT Review DVD 2014
Part no. **DV1918**


TT Review DVD 2015
Part no. **DV1935**

TT Review DVD 2016
Part no. **DV-TT2016**

TT Review DVD 2017
Part no. **DV-TT2017**

TT Review DVD 2018
Part no. **DV-TT2018**

Biographies



Robert Dunlop Story
Part no. **DV1189N**

Joey 1952-2000
Part no. **DV1597NV**

Saarinen Against the Odds
Part no. **DV1009NV**

The David Jefferies Story
Part no. **DV1820NV**

Rocket Man Ron Haslam
Part no. **DV1588NV**

Joey Dunlop- The TT Twins
Part no. **DV1847NV**

Race DVD's

Road Racing Review 2009 (2 Discs)

Part no. **DV1357NV**

Multi Cylinder Majic

Part no. **DV1314N**

The Road Racers & V for Victory

Part no. **DV1033NV**

On Any Sunday

Part no. **DV1050NV**

Road Racing Great Races

Part no. **DV1354NV**

Classic Racer Experience

Part no. **DV1140NV**

Castrol History of M/C Racing Vol 1

Part no. **DV1652N**

Castrol History of M/C Racing Vol 2

Part no. **DV1653N**

Castrol History of M/C Racing Vol 3

Part no. **DV1654N**

Honda - The TT Golden Years

Part no. **DV1239NV**

Great Italian GP Racers




Part no. **DV1120NV**

Super Bike Ducati


Part no. **DV1695NV**

2016 Moto GP Season Review

Part no. **DV-MOTOGP2016**



Other DVD's



Enduro Classics

Part no. **DV1188N**

Motorcross Professionals

Part no. **DV1191N**

Motorcycle Majic

Part no. **DV1187N**

Fast Riding the Roberts Way

Part no. **DV1643NV**

Stickers For Your Toolbox/ Vehicle Etc

BSA - 71/4"

Black

Part no. **24-BSAB**

Gold

Part no. **24-BSAG**

White

Part no. **24-BSAW**

Yellow

Part no. **24-BSAY**



Triumph - 6" Long

Silver

Part no. **24-2002**

Black

Part no. **24-2004**

Red

Part no. **24-2005D**

